


	Med-Prax 3	medicus pro	medicus pro PH	medicus pro Myko	H 600 Wilo-Prax PL	H 600 Wilozyt Plan	H 600 PH Plan	H 600 LED AFL Myko	H 600 HP LED	H 600 LL HP 100	H 600 AFL Plan	Wilovert Standard HF	Wilovert Standard PH	Wilovert AFL
Hematology	●	●	●		●	●								
Urology			●			●	●							
Gynecology						●	●						●	
Dermatology				●			●	●					●	
Pathology, Bacteriology					●		●					●	●	●
Immunology				●				●			●			●
Detection of Parasites				●				●	●	●		●	●	●

	Med-Prax 3	medicus pro	medicus pro PH	medicus pro Myko	H 600 Wilo-Prax PL	H 600 Wilozyt Plan	H 600 PH Plan	H 600 Wilo-Brau	H 600 BS	H 600 LED AFL Myko	H 600 HP LED	H 600 LL HP 100	Wilovert Standard HF	Wilovert Standard PH	Wilovert AFL
	Stained Tissue Sections	●	●		●	●					●				
Fungi and Mycoses			●	●		●	●			●					
Breweries								●							
Sewage Plants									●						
Plankton, Microbes													●		
Sediments													●		
Cell Cultures													●	●	●
Tissue Cultures													●		
Live Blood											●	●			

	Med-Prax 3	medicus pro	H 600 AM 50	H 600 AM PF	Wiloskop ST	Wiloskop ST-AD	Wiloskop ST-S	Wiloskop ST-PF
Metallurgie			●	●				
Werkstoffprüfung			●	●	●	●	●	●
Qualitätssicherung, Fertigung			●	●	●	●	●	●
Sektion					●	●	●	●
Ausbildung	●	●						


Remarks:

- All H 600 equipments available with Plan ICS optics (infinity corrected) upon request.
- Simple polarization units available for all upright microscopes (except Med-Prax 3).
- H 600 AFL equipped with 50-W or 100-W HBO illumination, Wilovert AFL with 100-W HBO illumination.
- All microscopes (except Med-Prax 3) can be equipped with trinocular tubes upon request. H 600 HP LED and H 600 LL HP 100 are already equipped with trinocular tubes.

	Med-Prax 3	medicus prp	medicus pro PH	medicus pro Myko	H 600 Wilo-Prax PL	H 600 Wilozyt Plan	H 600 PH Plan	H 600 Wilo-Brau	H 600 BS	H 600 AFL	H 600 LED AFL Myko	H 600 HP LED	H 600 LL HP 100	Wilovert Standard HF	Wilovert Standard PH	Wilovert AFL
	Transmitted-Light BF	●	●	●	●	●	●	●	●	●	●	●			●	●
Transmitted-Light Phaco			●			●	●	●	●	○					●	
Transmitted-Light DF								●		○		●	●			
Incident-Light FL				●						●	●					●
Transmitted-Light POL					○											
Incident-Light POL					○											

Anmerkungen:

- BF: Brightfield
- Phaco: Phase contrast
- DF: Darkfield
- FL: Fluorescence
- POL: Polarisation
- Included in equipment
- Optional

	Med-Prax 3	medicus plus	H 600 AM 50	H 600 AM PF	Wiloskop ST	Wiloskop ST-AD	Wiloskop ST-S	Wiloskop ST-PF
Transmitted-Light BF	●	●				●		
Incident-Light BF			●	●	●	●	●	●
Transmitted-Light POL		○	○	○		○		
Incident-Light POL			○	○	○	○	○	○
Incident-Light Oblique					○	●	○	○

Anmerkungen:

BF: Brightfield
POL: Polarisation

- Oblique illumination with external cold light source and light guides.
- Option transmitted-light polarization available for Wiloskop ST-AD, incident-light polarisation wit external cold light source and light guides.
- **○**: optional.